

STATE
OF ITS OWN UN-MAKING
IT CAN REALLY ONLY EXIST IN A PERPETUAL

TEMPORAL

“MEDITATION”

“INVESTIGATE”

LUXURY YACHT
IT WOULD BE DIVINE ON YOUR NEW

“APPROPRIATE”

YES.
ONE DAY YOU MIGHT UNDERSTAND IT ENOUGH TO EXPLAIN IT TO YOUR KIDS.

NO.
YOU NEED SOME PRACTICE! GO ONLINE AND GET YOURSELF A FEW PRINTS AT 20X200.COM.

YES.
IT MIGHT COME TO LIGHT THAT IT WAS ACTUALLY MADE BY BANKSY.

NO.
LEARN TO TAKE RISKS. TAKE 15 PAGES FORWARD, TURN RIGHT AND BUY THE FIRST PIECE OF ART YOU SEE.

“TROPE”

“DISCURSIVE”

NO.
YOU NEED TO IMPRESS YOUR FRIENDS. NOTHING SAYS “CULTURE” LIKE A BIG PAINTING. BUY THE BIGGEST ONE YOU FIND.

YES.
MY SOURCES SAY THAT THIS ARTIST WILL WIN THE NEXT SEASON OF WORK OF ART.

“GESTURE”

YES.
GO GET THAT DIAMOND-ENCRUSTED WARHOL PRINT. ONLY \$3 MILL. & IT SPARKLES!

NO.
CONSIDER IT A REMEDY FOR THE SHALLOWNES APPEARANT IN YOUR SHOE COLLECTING.

“HISTORICISM”

SOFA
IT'D LOOK GOOD ABOVE THE

“APART-MENT”
IF DOROTHY + HERBERT CRAMMED A TINY WORLD-CLASS COLLECTION INTO THEIR YOU CAN MAKE ROOM FOR THIS

“ART?”

BUY

SHOULD I? = BUY THIS ART?

HOW TO PLAY

use for AMAZING FEATS OF ART MARKET PROGNOSTICATION

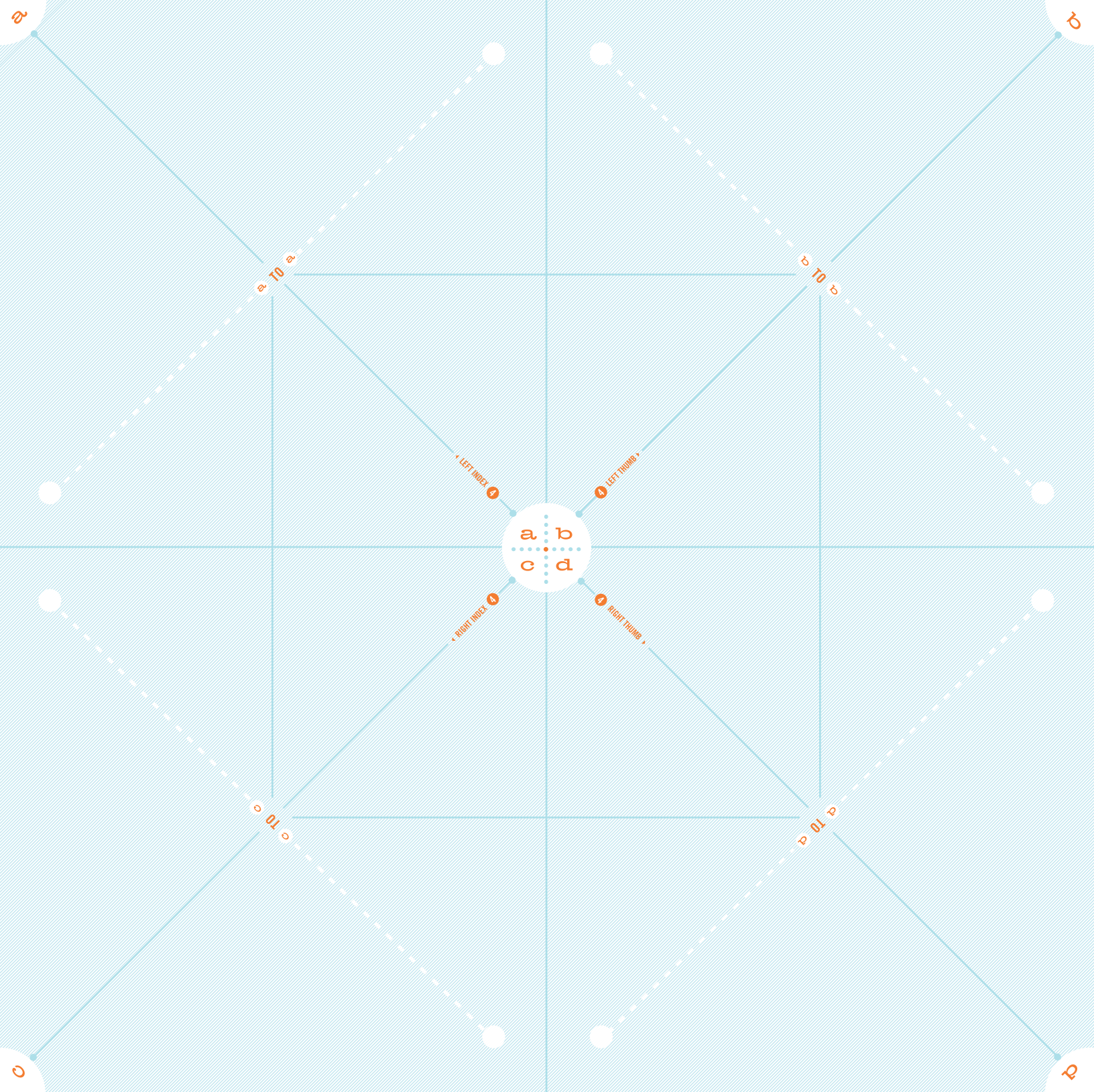
IT rationalizes. PLAY IT WITH A FRIEND. KNOW WHAT WILL HAPPEN BEFORE NEXT YEAR'S FAIRS.



brought to you by

ON THE BACK: FOLDING INSTRUCTIONS

- Stand in front of the art you are considering or concentrate deeply on its image.
- Choose any rationalization from outside of the closed fortune teller. Shuffle for each syllable.
- Now choose any art-word from the visible portion of the open fortune teller.
- Choose any art-word and flip over the flap of paper. Your fortune awaits!
- Choose ● or ●●. Your fortune will appear.



(Detach Here)

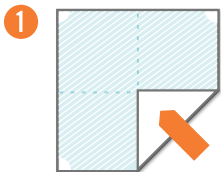
HOW TO

FOLD IT

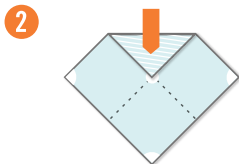
for MAXIMUM CLAIRVOYANCE

KEY TO FOLDS ABOVE:

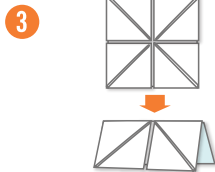
- - - - - = FOLD UP TO MEET CORRESPONDING LETTER
- = FOLDS ON THE OTHER SIDE



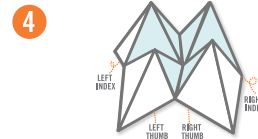
1 DETACH IT! THEN FOLD ALL OF THE CORNERS TO THE CENTER SO THEY TOUCH THE CORRESPONDING LETTER.



2 FLIP IT OVER & DO THE SAME THING: FOLD ALL CORNERS TO CENTER POINT.



3 FOLD AND UNFOLD IT ALONG THE STRAIGHT HORIZONTAL AND VERTICAL SEAMS.



(Look for the thumb/index arrows on the inside)
4 WORK YOUR FINGERS INTO ALL FOUR PEAKS OF THE FORTUNE TELLER TO FORM FOUR PEAKS.